



PASE REPORT

02-03:27

Policy Analysis &
System
Evaluation

Kamehameha
Schools

Presented by

Nolan J. Malone

to the

Subcommittee on
Populations

Los Angeles, CA

22 May 2003

Hawaiian Matters: Data Considerations for Native Hawaiian Populations

NCVHS Subcommittee on Populations

22 May 2003

Los Angeles, California



PASE REPORT

02-03:27

Policy Analysis &
System
Evaluation

Kamehameha
Schools

Presented by

Nolan J. Malone

to the

Subcommittee on
Populations

Los Angeles, CA

22 May 2003

Overview

- Data Definitions
 - Grouped race categories
 - Multiple races
 - Bridges between old & new definitions
- Data Sources
 - Small populations
 - Respondents
 - Cross-sectional vs. longitudinal data
- Data Quality
 - Health issues
 - Language & culture
- Recommendations



PASE REPORT
02-03:27

Policy Analysis &
System
Evaluation

Kamehameha
Schools

Presented by
Nolan J. Malone

to the
Subcommittee on
Populations

Los Angeles, CA

22 May 2003

Definitions: Grouped Data

- Some statistical organizations continue to report “API” as a single group.
- Although convenient, grouping broad racial/ethnic groups washes over salient differences.
- OMB Directive No. 15 Revisions: NHOPI



PASE REPORT
02-03:27

Policy Analysis &
System
Evaluation

Kamehameha
Schools

Presented by
Nolan J. Malone

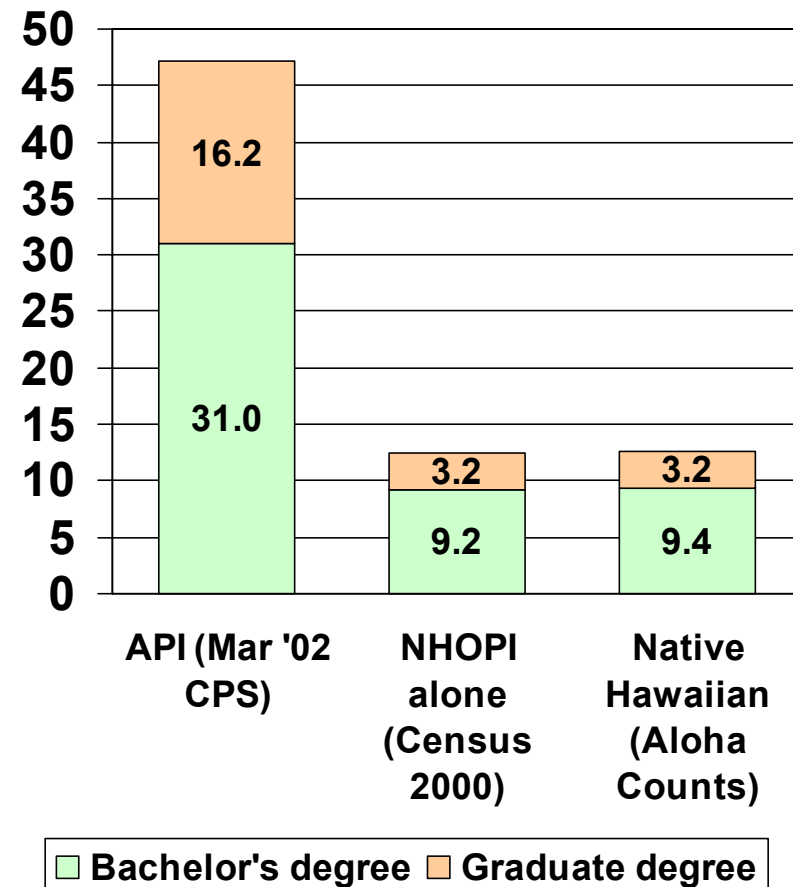
to the
Subcommittee on
Populations

Los Angeles, CA

22 May 2003

Example: Educational attainment

- Figures for “Asian/Pacific Islander” from March 2002 CPS suggest high attainment among Hawaiians.
- Census 2000 (SF3) data show lower estimates for “Native Hawaiian and Other Pacific Islanders”
- Aloha Counts (special Census 2000 tabulations) isolate estimates to Hawaiians alone.





PASE REPORT
02-03:27

Policy Analysis &
System
Evaluation

Kamehameha
Schools

Presented by
Nolan J. Malone

to the
Subcommittee on
Populations

Los Angeles, CA

22 May 2003

Definitions: Multiple Races

- Only 1 / 3 of all Hawaiians reported a single race in Census 2000.
- Although a recent phenomenon in federal statistics...
- ... Long history of interracial marriage and multi-racial population in Hawai`i.



Hawaiian Matters

Data Considerations for Native Hawaiian Populations

PASE REPORT
02-03:27

Policy Analysis &
System
Evaluation

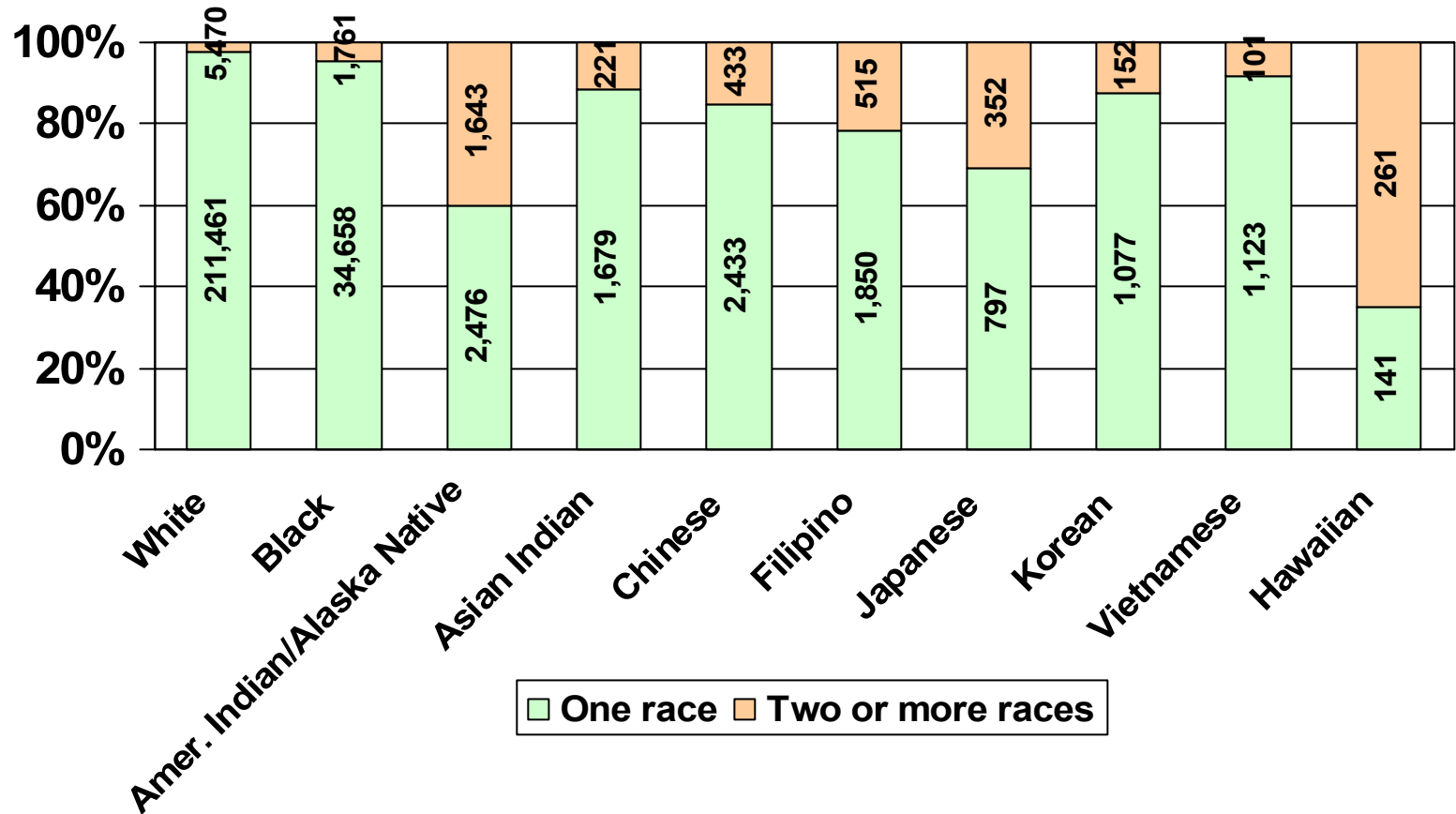
Kamehameha
Schools

Presented by
Nolan J. Malone

to the
Subcommittee on
Populations

Los Angeles, CA

Example: Multiple Races



Source: Census 2000, Summary File 2, U.S. Census Bureau.



PASE REPORT
02-03:27

Policy Analysis &
System
Evaluation

Kamehameha
Schools

Presented by
Nolan J. Malone

to the
Subcommittee on
Populations

Los Angeles, CA

22 May 2003

Definitions: Bridges

- Racial classifications can change over time
- Conflict between consistency and quality of the data
- OMB Directive No. 15 Revisions:
 - Institute changes by 2003
 - Provide bridges between old & new data



PASE REPORT

02-03:27

Policy Analysis &
System
Evaluation

Kamehameha
Schools

Presented by

Nolan J. Malone

to the

Subcommittee on
Populations

Los Angeles, CA

22 May 2003

Overview

- Data Definitions
 - Grouped race categories
 - Multiple races
 - Bridges among old & new definitions
- Data Sources
 - Small populations
 - Respondents
 - Cross-sectional vs. longitudinal data
- Data Quality
 - Health issues
 - Language & culture
- Recommendations



PASE REPORT
02-03:27

Policy Analysis &
System
Evaluation

Kamehameha
Schools

Presented by
Nolan J. Malone

to the
Subcommittee on
Populations

Los Angeles, CA

22 May 2003

Data Sources

- What are the current obstacles to collecting data on Native Hawaiians?
- Are these barriers unique to the Native Hawaiian population?
- What types of data are needed?



PASE REPORT
02-03:27

Policy Analysis &
System
Evaluation

Kamehameha
Schools

Presented by
Nolan J. Malone

to the
Subcommittee on
Populations

Los Angeles, CA

22 May 2003

Sources: Small Population

- Although it is difficult (and expensive) to capture Hawaiians using random sampling techniques...
- ..Sufficient sample sizes are needed in order to conduct statistical analyses
- Over-sampling under review:
 - Stratified, cluster techniques
 - Geography not necessarily the answer



PASE REPORT
02-03:27

Policy Analysis &
System
Evaluation

Kamehameha
Schools

Presented by
Nolan J. Malone

to the
Subcommittee on
Populations

Los Angeles, CA

22 May 2003

Example: NHOPI on Mainland

All geographic entities (outside Hawai`i)
with at least 20% NHOPI

At least 20% NHOPI	Number of block groups	Number of Census tracts
Alone (one race)	5	1
Alone or in combination (one or more races)	9	2

Source: Special Census 2000 tabulations performed by the U.S. Census Bureau for the Race and Ethnicity Advisory Council (REAC), May, 2003.



PASE REPORT
02-03:27

Policy Analysis &
System
Evaluation

Kamehameha
Schools

Presented by
Nolan J. Malone

to the
Subcommittee on
Populations

Los Angeles, CA

Sources: Respondents

- Among Hawaiians, “in-person” efforts more culturally acceptable than “detached” methods.
- Concepts of *o`hana*, *pono*, *malama* affect relationships with respondents.
- Attention to cultural differences can result in successful coverage.



PASE REPORT
02-03:27

Policy Analysis &
System
Evaluation

Kamehameha
Schools

Presented by
Nolan J. Malone

to the
Subcommittee on
Populations

Los Angeles, CA

22 May 2003

Sources: Longitudinal Data

- Most current data sources are cross-sectional in nature
- Trends are crucial in ongoing analyses of Native Hawaiian well-being and health
- Longitudinal analysis especially suited to Hawaii owing to uniqueness of (relative) geographic isolation



PASE REPORT

02-03:27

Policy Analysis &
System
Evaluation

Kamehameha
Schools

Presented by

Nolan J. Malone

to the

Subcommittee on
Populations

Los Angeles, CA

22 May 2003

Overview

- Data Definitions
 - Grouped race categories
 - Multiple races
 - Bridges among old & new definitions
- Data Sources
 - Small populations
 - Respondents
 - Cross-sectional vs. longitudinal data
- Data Quality
 - Health issues
 - Language & culture
- Recommendations



PASE REPORT
02-03:27

Policy Analysis &
System
Evaluation

Kamehameha
Schools

Presented by
Nolan J. Malone

to the
Subcommittee on
Populations

Los Angeles, CA

22 May 2003

Quality: Health Issues

- Current research shows Hawaiians:
 - Are less likely to be insured or to seek treatment
 - Are more likely to experience domestic violence or substance abuse
- Important measures:
 - Help-seeking and risk behaviors
 - Chronic illnesses, cancer, obesity
 - Detection and treatment



PASE REPORT

02-03:27

Policy Analysis &
System
Evaluation

Kamehameha
Schools

Presented by
Nolan J. Malone

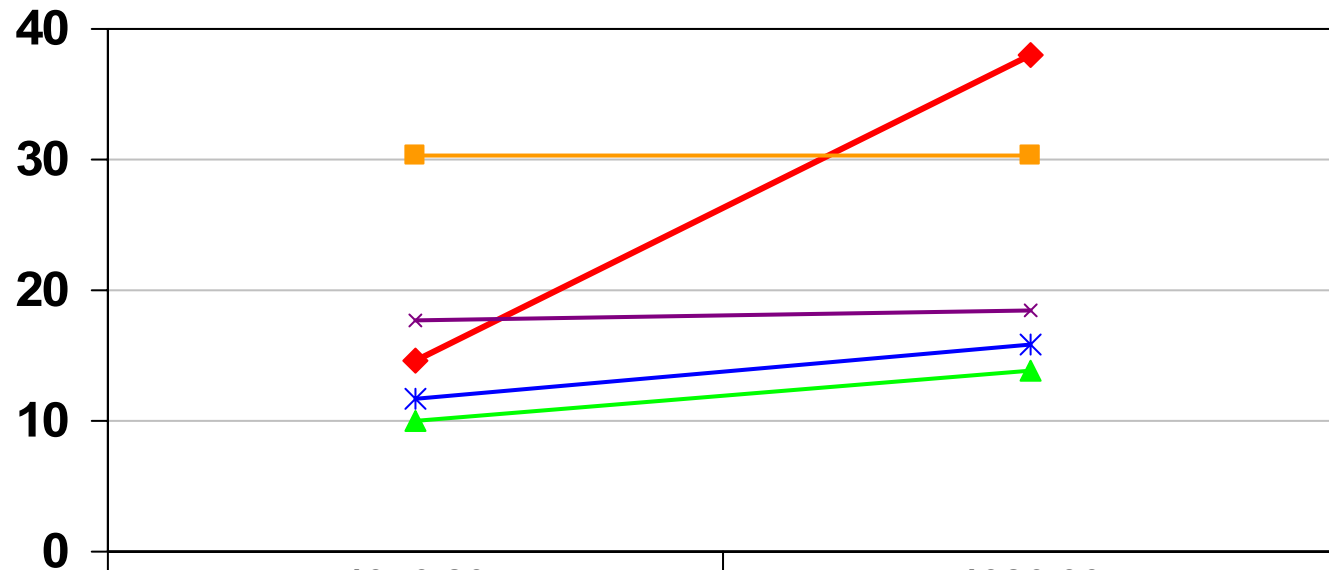
to the

Subcommittee on
Populations

Los Angeles, CA

Example: Breast Cancer Mortality Rates in Hawai`i: 1976-80 and 1986-90

(Rates age-adjusted per 100,000 [1970 US Population])



	1976-80	1986-90
◆ Native Hawaiian	14.69	37.96
■ Caucasian	30.29	30.25
▲ Japanese	10.06	13.85
× Chinese	17.69	18.39
* Filipino	11.75	15.89

Source: 2001. Tsark and Braun. "Ten-year changes in breast cancer knowledge, attitudes and practices in Native Hawaiian women." Pacific Health Dialog 8(2):280-289.



PASE REPORT
02-03:27

Policy Analysis &
System
Evaluation

Kamehameha
Schools

Presented by
Nolan J. Malone

to the
Subcommittee on
Populations

Los Angeles, CA

22 May 2003

Quality: Language & Culture

- Language revival
- Native Hawaiian health practices
- Differing family structures
- Western vs. Hawaiian values and priorities



PASE REPORT

02-03:27

Policy Analysis &
System
Evaluation

Kamehameha
Schools

Presented by

Nolan J. Malone

to the

Subcommittee on
Populations

Los Angeles, CA

22 May 2003

Overview

- Data Definitions
 - Grouped race categories
 - Multiple races
 - Bridges among old & new definitions
- Data Sources
 - Small populations
 - Respondents
 - Cross-sectional vs. longitudinal data
- Data Quality
 - Health issues
 - Language & culture
- Recommendations



PASE REPORT
02-03:27

Policy Analysis &
System
Evaluation

Kamehameha
Schools

Presented by
Nolan J. Malone

to the
Subcommittee on
Populations

Los Angeles, CA

22 May 2003

Recommendations

- Improve coverage of Native Hawaiians
 - Over-sampling, targeted surveys, etc.
 - Especially on mainland
- Collect and report detailed race groups
 - Disaggregate traditional “API” group
- Develop longitudinal data sets
 - Trend analysis, individual development
- Consider cultural factors
 - Language, community and *aloha*



PASE REPORT
02-03:27

Policy Analysis &
System
Evaluation

Kamehameha
Schools

Presented by
Nolan J. Malone

to the
Subcommittee on
Populations

Los Angeles, CA

22 May 2003

In Hawai`i: Data Sources

- State DOH data sources
 - Hawai`i Health Survey
 - Behavioral Risk Factors Surveillance System
 - Hawai`i Annual Vital Statistics
- Other data sources
 - Hawaiian Community Survey
 - *The State of Hawai`i Data Book*
 - Hawai`i Tumor Registry
 - Native Hawaiian Data Book



PASE REPORT

02-03:27

Policy Analysis &
System
Evaluation

Kamehameha
Schools

Presented by

Nolan J. Malone

to the

Subcommittee on
Populations

Los Angeles, CA

22 May 2003

In Hawai`i: Talk Story

- Face-to-face interviews
- Language flexibility: Hawaiian, Hawaiian Pidgin, Tagalog, etc.
- *Talk story*
- Communication of results



PASE REPORT
02-03:27

Policy Analysis &
System
Evaluation

Kamehameha
Schools

Presented by
Nolan J. Malone

to the
Subcommittee on
Populations

Los Angeles, CA

22 May 2003

In Hawai`i: Community

- Hawai`i DOH
- Papa Ola Lokahi
- University of Hawai`i's
John A. Burns School of Medicine
- Kamehameha Schools - PASE
- Hawai`i DOE
- Office of Hawaiian Affairs (OHA)



Hawaiian Matters

Data Considerations for Native Hawaiian Populations

PASE REPORT

02-03:27

Policy Analysis &
System
Evaluation

Kamehameha
Schools

Presented by

Nolan J. Malone

to the

Subcommittee on
Populations

Los Angeles, CA

22 May 2003

Mahalo.