

Waves: Light

NGSS 1-PS4-3. Plan and conduct an investigation to determine the effect of placing objects made with different materials in the path of a beam of light.

Science and Engineering Practices Planning and carrying out investigations to answer questions
Cause & Effect Simple tests can be designed to gather evidence to support or refute student ideas about causes.

Phenomena: Ao ~ Light Aka ~ Shadow





What you need:



Get 5 things from around the house you want to test:



What to do:

Directions: 1. Write the name of the thing. 2. Predict if it will make a shadow or will not make a shadow, put a / in the box. 3. Test each thing. 4. Put a / under shadow or did not make a shadow, to show what happened.	Predict Will it make a shadow or will not make a shadow?		Results What happened? Did it make a shadow or did not make a shadow?	
	 Shadow	 No shadow	 Shadow	 No shadow
spoon	/		/	
1.				
2.				
3.				
4.				
5.				

How were the shadows different from each other? Dark? Light? Only parts? Why?

I learned _____.

Waves: Light

NGSS 1-PS4-3. Plan and conduct an investigation to determine the effect of placing objects made with different materials in the path of a beam of light.

Science and Engineering Practices Planning and carrying out investigations to answer questions Cause & Effect Simple tests can be designed to gather evidence to support or refute student ideas about causes.

Phenomena: Aka ~ Shadow

You need: some toys, blocks, plants



pencil



crayons

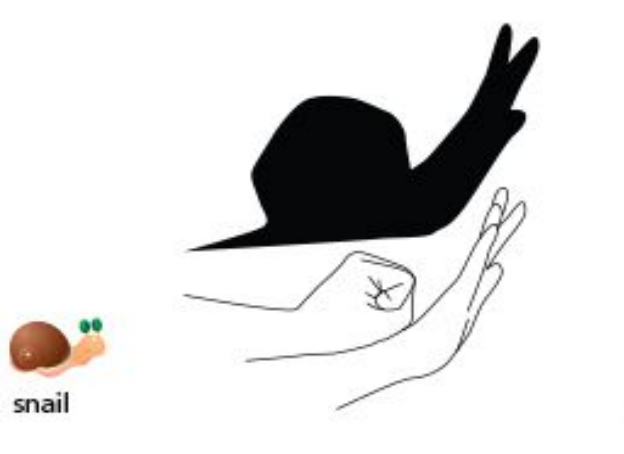
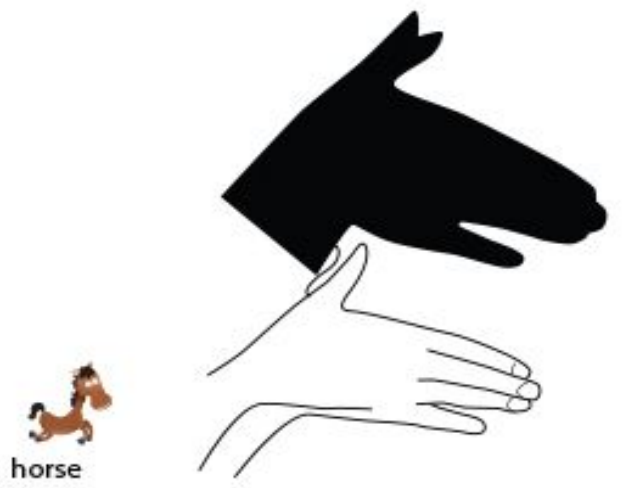
Go outside and try shadow tracing:

- 1) Set up things you to make shadows on your paper.
- 2) Trace the shadow with a pencil.
- 3) Color in the shadow picture you made.



I learned _____

Try making hand shadows of animals:



I learned _____

